


NUX

STOMPBOX



©Cherub Technology Co., Ltd.

All Rights Reserved. No part of this publication may be reproduced, stored in a retrieval system, or transmitted, in any form or by any means, electronic, mechanical, photocopying, recording, or otherwise, without the prior written permission of Cherub Technology Co., Ltd.

User's Manual



Made in China



Copyright

Copyright 2023 Cherub Technology Co. All rights reserved. NUX and Metal Core Deluxe MKII are trademarks of Cherub Technology Co. Other product names modeled in this product are trademarks of their respective companies that do not endorse and are not associated or affiliated with Cherub Technology Co.

Accuracy

Whilst every effort has been made to ensure the accuracy and content of this manual, Cherub Technology Co. makes no representations or warranties regarding the contents.

WARNING! IMPORTANT SAFETY INSTRUCTIONS BEFORE CONNECTING, READ INSTRUCTIONS

WARNING: To reduce the risk of fire or electric shock, do not expose this appliance to rain or moisture.

CAUTION: To reduce the risk of fire or electric shock, do not remove screws. No user-serviceable parts inside. Refer servicing to qualified service personnel.

CAUTION: This equipment has been tested and found to comply with the limits for a Class B digital device pursuant to Part 15 of FCC Rules. Operation is subject to the following two conditions: (1) This device may not cause harmful interference, and (2) this device must accept any interference received, including interference that may cause undesired operation.



The lightning symbol within a triangle means "electrical caution!" It indicates the presence of information about operating voltage and potential risks of electrical shock.



The exclamation point within a triangle means "caution!" Please read the information next to all caution signs.

1. Use only the supplied power supply or power cord. If you are not sure of the type of power available, consult your dealer or local power company.
2. Do not place near heat sources, such as radiators, heat registers, or appliances which produce heat.
3. Guard against objects or liquids entering the enclosure.
4. Do not attempt to service this product yourself, as opening or removing covers may expose you to dangerous voltage points or other risks. Refer all servicing to qualified service personnel.
5. Refer all servicing to qualified service personnel. Servicing is required when the apparatus has been damaged in any way, such as when the power supply cord or plug is damaged, liquid has been spilled or objects have fallen into the apparatus, the apparatus has been exposed to rain or moisture, does not operate normally or has been dropped.
6. The power supply cord should be unplugged when the unit is to be unused for long periods of time.
7. Protect the power cord from being walked on or pinched particularly at plugs, convenience receptacles and at the point where they exit from the apparatus.
8. Prolonged listening at high volume levels may cause irreparable hearing loss and/or damage. Always be sure to practice "safe listening".

Follow all instructions and heed all warnings
KEEP THESE INSTRUCTIONS!

Overview

The NUX METAL CORE DELUXE MKII is a high gain preamp pedal with 3 different high gain amp models including Duo Rect, Fireman, and VH4. You can switch the models via the 3-way toggle switch. Press and hold the footswitch, it will enter to ALT mode (the LED indicator will flash ORANGE..) for further parameter tweaking like Presence(Treble), Threshold(Gain), Decay(Master). Press the footswitch again quickly to quit ALT mode. If you're playing without an amp, not to worry, you can engage the IR signal for cab emulation. To engage the IR without USB connection, hold the foot switch while plugging in the power supply. If the IR is engaged, the LED indicator will flash GREEN 3 times. If the IR is disengaged, the LED indicator will flash RED 3 times.

The **Duo Rect** is based on the Mesa Boogie Dual Rectifier. The typical 90's American metal sound with the iconic metal front panel that reminds you countless classic records, from metal to punk to grunge, including Metallica, Tool, Korn, Soundgarden, Foo Fighters and Blink 182.

The **Fireman** is based on the Firedman BE-100, the man behind the signature tones of rock icons including Eddie Van Halen, Steve Stevens and Jerry Cantrell. For over a decade the "BE" circuit has been hailed as the epitome of British tone.

Based on the Diezel **VH4**, which revolutionized the industry with its 4-Channel and individual inserts design. This amp covers a wide range of tone. It has a thick, articulate and "meaty" sound, that is loved by many heavy players. But because of its flexibility, the VH4 is used in many recording studios all over the world.



You can load your own favorite 3rd party IRs via the MetalCore editing software. Please visit the product page and download the editor. (METAL CORE DELUXE MKII supports 512 samples IR resolution.) The MetalCore editing software will convert the IR format automatically, just make sure that your IR file is in WAV format.

* All of the brand and model names mentioned on this page are Trademarks of their respective owners, which are in no way associated or affiliated with NUX Effects and Cherub Technology CO. LTD.

Operation



EQ knobs**Bass****Mid****Treble****Gain knob****Gain****Master knob****Master****Model toggle switch****Mid**
Dist. Boost
Footswitch
MIDI**Footswitch & FS Indicator**

Adjusts the related EQ parameters: Bass controls the low-end response. Mid controls the middle frequency response. Treble controls the high-end response.

Press and hold the footswitch to enter to Alt mode, at which point the Treble knob becomes Presence to control the super high frequencies.

Short press the footswitch again to quit Alt mode.

Adjusts the distortion level.

In Alt mode, the Gain knob becomes Threshold parameter of the Gate.

Adjust the output level.

In Alt mode, the Master knob adjusts the Decay parameter of the Gate.

You can choose your desired Amp Model via the 3-way toggle switch.

Press once to engage/disengage the effect. The LED indicator will show RED as engaged, and OFF as disengaged.

Press and hold the footswitch, the LED indicator flashes ORANGE, the pedal enters to Alt mode. Short press and release the footswitch to quit Alt mode.

Engage/Disengage the IR

Without USB connection, hold the footswitch while plugging in the power supply to boot-up the pedal. If the

DC jack**USB-C port**

LED indicator flash GREEN 3 times, the IR is engaged. If the LED indicator flashes RED 3 times, the IR is disengaged.

9V Negative Tip power with more than 150mA. (The power consumption is less than 120mA.)

The USB-C port is for firmware update. Connect USB cable to a PC and hold the footswitch to boot-up the device and to enter the DFU (Device Firmware Update) mode. Once connected you can do firmware updates using DFU updater software.

You can download the related firmware and firmware update guide from product page.

MetalCore editing software:

You can tweak the parameters and load 3rd party IRs through MetalCore editing software. Connect the USB cable to the pedal and PC, open the editing software, it's easy to operate. The editing software will convert the IR format automatically, just make sure that the IR is in WAV format. METAL CORE DELUXE MKII offers you 5 user slots to load 3rd party IRs. (4~8) It supports 512 samples resolution. (You can load longer IR file with no doubt.)

In jack



Connect the cable from guitar side.
It supports mono input. (Use 1/4" TS plug.)

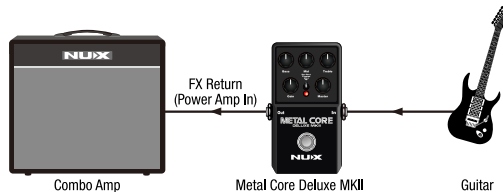
Out jack



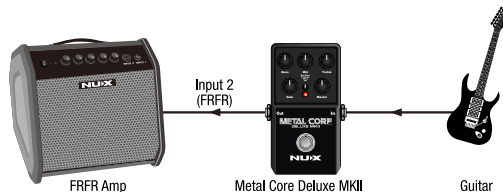
Connect the output signal to amp side.
It supports mono output. (Use 1/4" TS plug.)

Connections

1. METAL CORE DELUXE MKII as Preamp without IR.



2. METAL CORE DELUXE MKII as Amp Sim with IR to FRFR Amp.



NOTE: This is mentioned several times in the manual already.

Features

- 3 high gain Amp Models in the compact enclosure.
- Duo Rect: Based on Mesa Boogie Dual Rectifier.
- Fireman: Based on Firedman BE-100.
- VH 4: Based on Diezel VH4.
- IR out for amp-less application. (512 samples resolution)
- True-bypass.
- Parameters auto saving into 3 models.
- Low power consumption. (less than 120mA)
- TSAC-HD modeling offers realistic playability and response.

Specifications

- Input Impedance: 1M Ω
- Output Impedance: 1k Ω
- Dynamic Range: 104 dB
- DSP Processing: 48kHz / 32-bit
- A/D D/A Sampling Rate: 48kHz / 24-bit
- Power: 9V DC(Negative tip, Optional ACD-006A adapter)
- Current Draw: 120mA
- Dimensions: 122mm(L) x 72mm(W) x 47mm(H)
- Weight: 270g

* Specification may change without notice.

Accessories

- Owner's manual
- Warranty card
- NUX sticker

Warning

To reduce the risk of fire or electric shock, do not expose this appliance to rain or moisture.

FCC Warning

This device complies with part 15 of the FCC Rules. Operation is subject to the following two conditions: (1) this device may not cause harmful interference, and (2) this device must accept any interference received, including interference that may cause undesired operation.

Any changes or modifications not expressly approved by the party responsible for compliance could void the user's authority to operate the equipment.

Note: This equipment has been tested and found to comply with the limits for a Class B digital device, pursuant to Part 15 of the FCC Rules. These limits are designed to provide reasonable protection against harmful interference in a residential installation. This equipment generates, uses and can radiate radio frequency energy and, if not installed and used in accordance with the instructions, may cause harmful interference to radio communications. However, there is no guarantee that interference will not occur in a particular installation.

If this equipment does cause harmful interference to radio or television reception, which can be determined by turning the equipment off and on, the user is encouraged to try to correct the interference by one or more of the following measures:

- Reorient or relocate the receiving antenna.
- Increase the separation between the equipment and receiver.
- Connect the equipment into an outlet on a circuit different from that to which the receiver is connected.
- Consult the dealer or an experienced radio/TV technician for help. The device has been evaluated to meet general RF exposure statement. The device can be used in portable exposure condition without restriction.

The device has been evaluated to meet general RF exposure requirement. The device can be used in portable exposure condition without restriction.

©Cherub Technology Co., Ltd.

All Rights Reserved. No part of this publication may be reproduced, stored in a retrieval system, or transmitted, in any form or by any means, electronic, mechanical, photocopying, recording, or otherwise, without the prior written permission of Cherub Technology Co., Ltd.

产品简介

NUX METAL CORE DELUXE MKII是一款高增益前级单块效果器。它搭载了三款不同的高增益前级模型，包括Duo Rect, Fireman以及VH4，您可以使用三段拨档开关来切换所需模式。踩住踩钉可以进入ALT模式（踩钉LED指示灯会呈黄色闪烁状）来调节隐藏参数Presence临场感（Treble旋钮），Threshold阈值（Gain旋钮）以及Decay衰减（Master旋钮），短踩一次踩钉即可退出ALT模式。

当您没有音箱或不方便使用音箱时，别担心，METAL CORE DELUXE MKII内置的箱体模拟功能可以救场。开机前踩住踩钉然后再插入电源适配器即可激活（关闭）箱体模拟功能。箱体模拟功能处于激活状态时，踩钉LED指示灯会呈绿色闪烁三次；反之关闭箱体模拟功能时，踩钉LED指示灯会呈红色闪烁三次。

Duo Rect基于Mesa Boogie Dual Rectifier，一款典型的90年代美式金属箱头，标志性的金属前面板能让人想起无数多的经典唱片，从金属到朋克再到垃圾摇滚，标杆用户包括Metalica, Tool, Korn, Soundgarden, Foo fighters 以及Blink 182等。

Fireman基于Friedman BE-100，是Eddie Van Halen, Steve Stevens以及Jerry Cantrell等摇滚巨星经典音色背后的秘密。数十年来，“BE”电路一直被誉为英式音色的缩影。

VH4基于Diezel VH4，因其具有4个通道和INSERT等设计而引发了行业革命。Diezel VH4音色可调范围广，音色厚重、清晰且极具“肉感”，这也是为什么重金属玩家对它爱不释手的原因。时至今日，这款箱头依然是全球许多录音室必备箱头之一。

您可以通过Metal Core编辑软件加载第三方IR文件，请移步至官网产品支持页面下载使用。Metal Core Deluxe MKII支持采样长度为512点的IR文件。使用Metal Core编辑软件加载第三方IR文件时，编辑软件会自动进行格式转换，您只需要确认IR文件类型为wav格式即可。

*本说明书中所提及的产品名称、注册商标和公司名称属于其各所有者，与纽克斯效果器或深圳市蔚科电子科技有限公司无任何关联或附属关系。提及仅用于功能或特性说明，而非侵犯其各所有者的各项权利。

操作说明

控制面板



接口



三段EQ旋钮



Bass

Bass旋钮：调节低频量；
Mid旋钮：调节中频量；
Treble旋钮：调节高频量。



Mid



Treble

Gain旋钮



Gain

调节失真度。

当ALT模式处于激活状态时，Gain旋钮可临时用于控制阈值（Threshold）。

Master旋钮



Master

调节输入音量。

当ALT模式处于激活状态时，Master旋钮可临时用于控制衰减（Decay）。

三段拨挡开关



Mid Duo Rect Fireman VH 4

切换所需的前级模型：Duo Rect、Fireman、VH4。

踩钉及踩钉指示灯



踩一次可以激活或关闭效果器。当效果器处于激活状态时，踩钉指示灯会呈红色常亮状态；反之踩钉指示灯熄灭。

开启或关闭箱体模拟功能

开机前踩住踩钉然后再插入电源适配器即可激活（关闭）箱体模拟功能。箱体模拟功能处于激活状态时，踩钉指示灯会呈绿色闪烁三次；关闭箱体模拟功能时，踩钉指示灯会呈红色闪烁三次。



DC电源接口



请使用合格的、输出接口极性为内负外正的、9V电源适配器为本品供电。我们建议您选配NUX ACD-006A电源适配器，因为使用不兼容的电源适配器可能会引起噪音甚至功能故障。

USB-C接口



USB-C数据交换接口。请使用合格的USB-C数据线连接本品至您的电脑进行固件更新或使用编辑软件。

固件更新

产品新固件、固件更新指南请移步至我官网Metal Core Deluxe MKII产品页面查询及下载。

使用编辑软件

您可以使用配套的Metal Core Deluxe MKII桌面端编辑软件来调整参数或加载第三方IR文件。Metal Core Deluxe MKII有5个第三方IR存储位置。



输入接口



In

6.35mm单声道输入接口，请将吉他连接至本接口。

输出接口

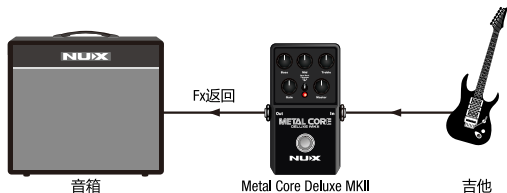


Out


6.35mm单声道输出接口，请将吉他音箱连接至本接口。

连接场景

1. 将METAL CORE DELUXE MKII接入吉他音箱，当作纯前级用（不使用箱体模拟功能）。



2. 将METAL CORE DELUXE MKII接入FRFR音箱，当音箱模拟效果器用（使用箱体模拟功能）。



产品特点

- 集3种高增益模型于一体。
- Duo Rect基于Mesa Boogie Dual Rectifier。
- Fireman基于Friedman BE-100。
- VH4基于Diezel Vh4。
- 箱体模拟功能。
- 真直通。
- 参数自动保存到当前所选模型。
- 配套音色编辑软件。
- 低电流消耗（小于120mA）。
- TSAC-HD技术提供真实的演奏手感及音色反馈。

技术规格

- 输入阻抗：1M Ω
- 输出阻抗：10k Ω
- 动态范围：104dB
- 数字音频信号处理：48kHz / 32-bit
- A/D转换D/A转换：48kHz / 24-bit
- 电源：9V交流适配器（内负外正，建议选配NUX ACD-006A）
- 需求电流：120mA
- 产品尺寸：122mm(L) x 72mm(W) x 47mm(H)
- 重量：270克

*技术规格如有变更恕不另行通知。

随机附件

- 使用手册 ●保修卡 ●NUX贴纸

有关产品中所含有害物质的说明

为了控制和减少电器电子产品废弃后对环境造成的污染，本资料就本公司产品中所含的特定有害物质及其安全性予以说明。

本资料适用于2016年7月1号以后本公司所制造的产品。

环保使用期限



此标志适用于在中国国内销售的电子信息产品，表示环保使用期限的年数。所谓环保使用期限是指在制造日起的规定期限内，产品中所含的有害物质不致引起环境污染，不会对人身、财产造成严重的不良影响。环保使用期限仅在遵照产品使用说明，正确使用产品的条件下才有效。不当的使用，将会导致有害物质泄漏的危险。

产品中有害物质的名称及含量

部件名称	有害物质					
	铅 (Pb)	汞 (Hg)	镉 (Cd)	六价铬 (Cr(VI))	多溴联苯 (PBB)	多溴二苯醚 (PBDE)
主体	塑胶件	○	○	○	○	○
	五金件	×	○	○	○	○
	硅胶件	○	○	○	○	○
	内置电路板	×	○	○	○	○
附件	*交流电源适配器、线缆	×	○	○	○	○

* 表示某些产品可能不含有这些项目，上表当中的信息仅在产品含有这些项目时适用。

本表格依据SJ/T 11364的规定编制。

○：表示该有害物质在该部件所有均质材料中的含量均在GB/T 26572规定的限量要求以下。

×：表示该有害物质至少在该部件的某一均质材料中的含量超出GB/T 26572规定的限量要求，因根据现有的技术水平，还没有什么物质能够代替它。

保护环境

如果需要废弃本产品，请遵循本地相关指引，请勿随意丢弃或作为生活垃圾处理，以避免对环境造成污染。

质量承诺

亲爱的HUAWEI用户：

在您使用HUAWEI产品时，请仔细阅读产品说明书，当您有疑问和困难时，请拨打售后服务热线：

400-990-9866

- 一周内出现质量问题可退货退款
- 一年内出现质量问题可免费维修
- 一月内出现质量问题可调换
- 终身享有咨询和维修服务

[请向销售商索取正规发票并予以保存]

换修政策

一、包换政策：

1. 消费者通过正规授权渠道购买的产品，自购机之日起1个月之内，在正常使用情况下出现非人为的产品性能故障、且产品外观及包装保持完好，可向所购机的经销商换机。
2. 消费者在换机时应出示由经销商开出的购机凭证，否则经销商可以不予更换。

二、保修政策：

1. 消费者通过正规授权渠道购买的产品(以发票所示销售方为准)，自购买之日起1年内，若出现非人为损坏的性能故障，可享受免费维修服务。
2. 对于超过1年或人为及不可抗力因素造成损坏的产品，我司可提供有偿维修服务。

*本售后政策仅适用于中国大陆地区，其它国家及地区以当地售后政策及法律法规为准。

售后服务地址

广东省珠海市高新区唐家湾镇科技九路10号 邮编:519085
珠海市蔚科科技开发有限公司 售后服务部

合格证

Certificate

检验员
Inspector

名称 **高增益前级单块放大器**

生产日期
Date

型号 **Metal Core Deluxe MKII**

本产品经检验合格

This product is inspected and approved.

执行标准: Q/MKQZ 001-2020

Product is certificated with Q/MKQZ 001-2020

制造商: 深圳市蔚科电子科技有限公司 制造商地址: 深圳市南山区蛇口兴华路6号海意库1号楼507 电话: 0755-2686 9666
网址: www.zuofa.com 生产商: 珠海市蔚科科技开发有限公司 生产商地址: 珠海市高新区唐家湾镇科技九路10号 电话: 0756-3689 9666